

Explanation of Labelling



Manufacturer identification



Body controlling the manufacture of PPE



European Standards Connectors



Always read and follow the instructions supplied by the manufacturer



Product Code Number



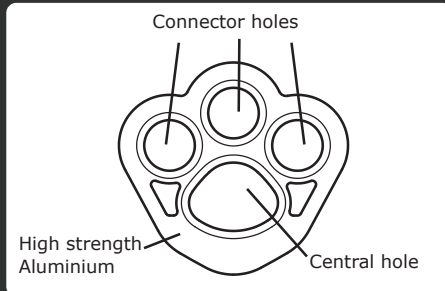
Diameter of rope to be used



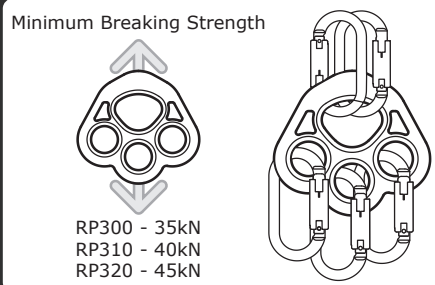
(MBS) - Minimum Breaking Strength

YY/BBBBB/XX Year of manufacture /Production Batch/
Incremental Number

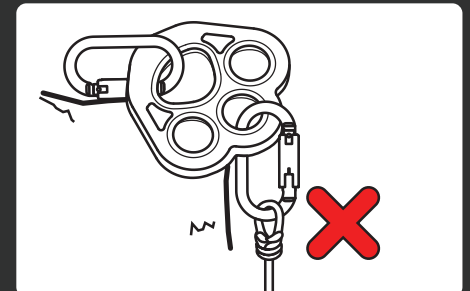
Nomenclature - Fig 1



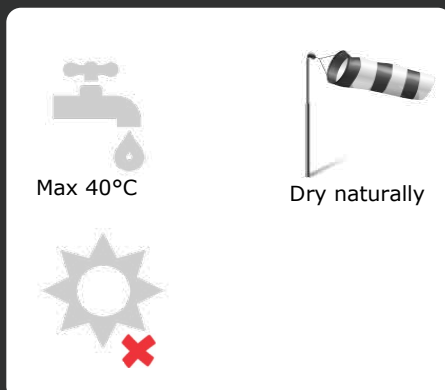
Installation - Fig 2



Installation - Fig 3



Cleaning



THIS DOCUMENTATION SHOULD BE ISSUED WITH AND KEPT FOR EACH ITEM OR SYSTEM.
 DIESE UNTERLAGEN SOLLTEN MIT HERAUSGEGEBEN WERDEN UND FÜR JEDES EINZELTEIL ODER SYSTEM GEHALTEN WERDEN.
 ESTA DOCUMENTACIÓN SE DEBE PUBLICAR CON Y GUARDAR PARA CADA ARTÍCULO O SISTEMA.
 DEZE DOCUMENTATIE ZOU MET MOETEN UITGEBRACHT WORDEN EN ZOU VOOR ELK ONDERDEEL OF SYSTEEM - MOETEN BIJGEHOUDEN WORDEN.
 CETTE DOCUMENTATION DOIT ÊTRE DÉLIVRÉE AVEC CHAQUE ÉLÉMENT OU SYSTÈME ET CONSERVÉE AVEC CELUI-CI

PERIODIC THROUGH EXAMINATION AND REPAIR RECORD

Date/ Datum/ Fecha/ De datum/ Date / Data	Inspection details / Detailinformationen zu Prüfungen / Detalles de inspección / Inspectedetails / Détails de l'inspection / Dettagli ispezione	Name and signature / Nennen Sie und Unterschrift / Denomine y la firma / Noem en handtekening / Nom et signature / Nome e firma	Next examination / Nächste Untersuchung / Próximo examen / Het volgende onderzoek / Examen suivant / Prossimo esame

ISC Rigging Plates

General

ISC equipment and components for prevention of falls from height meet or exceed recognised European, American or other International standards. A multi-language user instruction manual should accompany this product. It is the users responsibility to read and understand these instructions before use.

An inspection record should be completed and kept up to date at all times. This product has been tested to EN362: 2004 connectors. If the rigging plate is used as part of a fall arrest system then it must be used with a full body harness and a lanyard with an energy absorber. It is also suitable for use for materials handling up to a Working Load Limit of 350kg for the RP300 and 450kg for the RP310 and RP320. Always ensure that the recommendations for use of other components within a system as advised are complied with.

WARNING - Activities involving the use of this equipment are inherently dangerous – this equipment should only be used by a competent person or a person specifically trained in its use who is under the direct supervision of a competent person.

This equipment should only be issued by a competent person who is familiar with BS EN 8437:2005 Code of practice for selection, use and maintenance of personal fall protection systems and equipment for use in the workplace. Activities involving the use of this equipment are inherently dangerous. You are responsible for your own actions and decisions and it is mandatory that a Risk Assessment be carried out prior to any use. Contingency plans for rescuing people in case of accidents must be in place. Do not under any circumstances modify the rigging plate as alterations may render it ineffective. The Equipment should not be used by persons with a medical condition/s that may affect the safety of the user.

Responsibility

It is the user's responsibility to ensure understanding of the correct safe use of this equipment, to use it only for the purposes for which it is designed, and to practise all proper safety procedures. It is mandatory that a Risk Assessment be carried out prior

to any use and a rescue plan be in place for any work at height. Do not exceed loads either specified by the manufacturer or loads derived from the specified MBS using a recognised factor of safety. Do not under any circumstances modify the product as alterations may render it ineffective.

It must never be used in conjunction with any other piece of equipment that may impede its safe operation, or the safe operation of any other piece of equipment.

Manufacturers Responsibility

The manufacturer or distributor will not be held responsible for any eventual damages, injuries or death resulting from an improper use of this equipment. If there is any doubt about the compatibility of the products you have chosen please consult the manufacturer. Always ensure that the recommendations for use of other components within a system as advised are complied with.

Fig 2 - Installation & Use Requirements

Due care should be taken to assess the suitability of the rigging plate and associated fixings for the intended application. The viability of any installation should be verified by a suitably qualified person. Finally, attach work or rescue equipment to the rigging plate following the user instructions provided separately. Rigging plates are used to join two or more pieces of fall arrest equipment to one or more anchor points allowing multiple connections to those anchors. Immediately before each use make a visual inspection of the rigging plate for damage or malfunction. Ensure that the rigging plate is only used with compatible equipment that complies with a recognised European or International Standard. All anchors should be capable of a 10kN minimum load. Always work below the anchor.

(Fig 3) Do not use over an edge as this loads the rigging plate at an angle for which it is not designed. If there is any doubt about the safe condition of the rigging plate or if it has been used to arrest a fall it should be withdrawn from use and inspected by a competent person. The rigging plate should not be put back into use until a documented thorough examination has been carried out by a competent person.

Inspection & Maintenance

Before each use inspect the rigging plate visually. There are no user serviceable parts in this rigging plate. A competent person should carry out a thorough examination at least every six months. All thorough examinations should be recorded on the equipment record (or your own version) on the front of this sheet. With normal use this product should have a lifespan in excess of 10 years. The potential lifetime of ISC products is up to 10 years for plastic or textile products, and indefinite for metal products. The actual lifetime of a product depends on a variety of factors such as, the intensity of use, the frequency of use, the environment in which it has been used, the competency of the user, and how well it has been maintained and stored etc. This statement does not remove the need for users to inspect their items before and after each use, and retire the device if it is not in a satisfactory condition, or taken out of use by a competent person.

Cleaning

The rigging plate should be cleaned regularly (or after every use in a marine environment) with clean water or with a mild detergent. Dry away from heat in a well ventilated area.

Storage & Transportation

Store in a clean dry environment free from corrosive or chemical substances. Care should be taken to protect the product against damage during transportation.

ISC is a responsible design, development and manufacturing organisation. We welcome feedback regarding these user instructions or indeed on our product range as a whole. For further details check out our website www.iscwales.com

Approvals-Declaration of Conformity

Type approval carried out at SATRA Technology Centre Ltd., Wyndham Way, Telford Way Industrial Estate, Kettering, Northamptonshire, NN16 8SD. And is subject to the procedure set out in Article 11 point B of Directive 89/686/EEC under the supervision of the notified body: SGS United Kingdom Ltd., Unit 202b Worle Parkway, Weston-super-Mare, Somerset BS22 6WA.